



#46-PLT-07 2007 & 2008

IMPROVED 4L60E Separator Plate.

A lot **Tougher** and zinc plated.

Parts Person: Six Transgo plates replaces over 50 OE part numbers. If your customer does not know the exact year trans he has FAX him a copy of these instructions.

IDENTIFICATION:

Valve Body **HAS** PWM Solenoid, has the **2nd type** 3-2 valve and **HAS** holes EP, V & 32 on plate. (see other side)

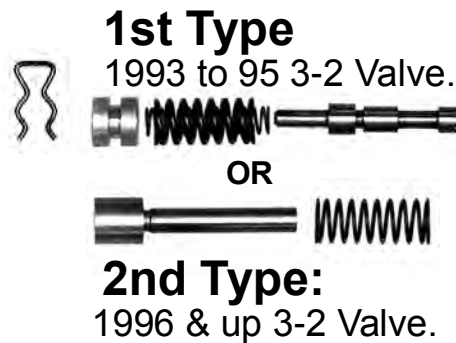
Valve body and Plate Identification for replacement TransGo® Plates

Years	VB and/or Plate Has	Does NOT Have	Use Plate
1993/1994	1st type 3-2 valve	PWM Solenoid	46-PLT-94
1995	PWM Solenoid with 1st type 3-2 valve		46-PLT-95
1996/2006 Except 05 Vette	PWM Solenoid with 2nd type 3-2 valve	Hole EP in plate	46-PLT-96
2005 Corvette Only	PWM Solenoid with 2nd type 3-2 valve.	Hole V	46-PLT-05V
2007/2008 Except Hybrid	PWM Solenoid with 2nd type 3-2 valve and holes EP, V and 32 in plate.		46-PLT-07
2009	PWM Solenoid with holes EP and V in plate.	3-2 Solenoid or hole 32	46-PLT-09

We have no Hybrid Vehicle Plates at this time.



3-2 Solenoid
(Deleted in 09)




1st Type
1993 to 95 3-2 Valve.

OR

2nd Type:
1996 & up 3-2 Valve.

PWM Solenoid



3-2 Solenoid

4L60E Improved



Separator Plate

Hello Mechanic

You may find one or more of the shift feed holes are smaller than original plate, especially on 93-95 models.

2nd feed hole

4 cyl & 3.1 V6, use .055-.063.

4.3 V6 & V8, use .065-.070

All the rest of the holes are just fine as they are. Try it we think you'll like it. If you prefer you can match the sizes in the original separator plate.

If using an SK® or Reprogramming Kit® along with this plate follow kit instructions for hole sizes instead.

ALWAYS check the holes circled to make sure they are in the plate. If they are not in the plate center punch and drill them .038 to .042 using gasket as a guide.

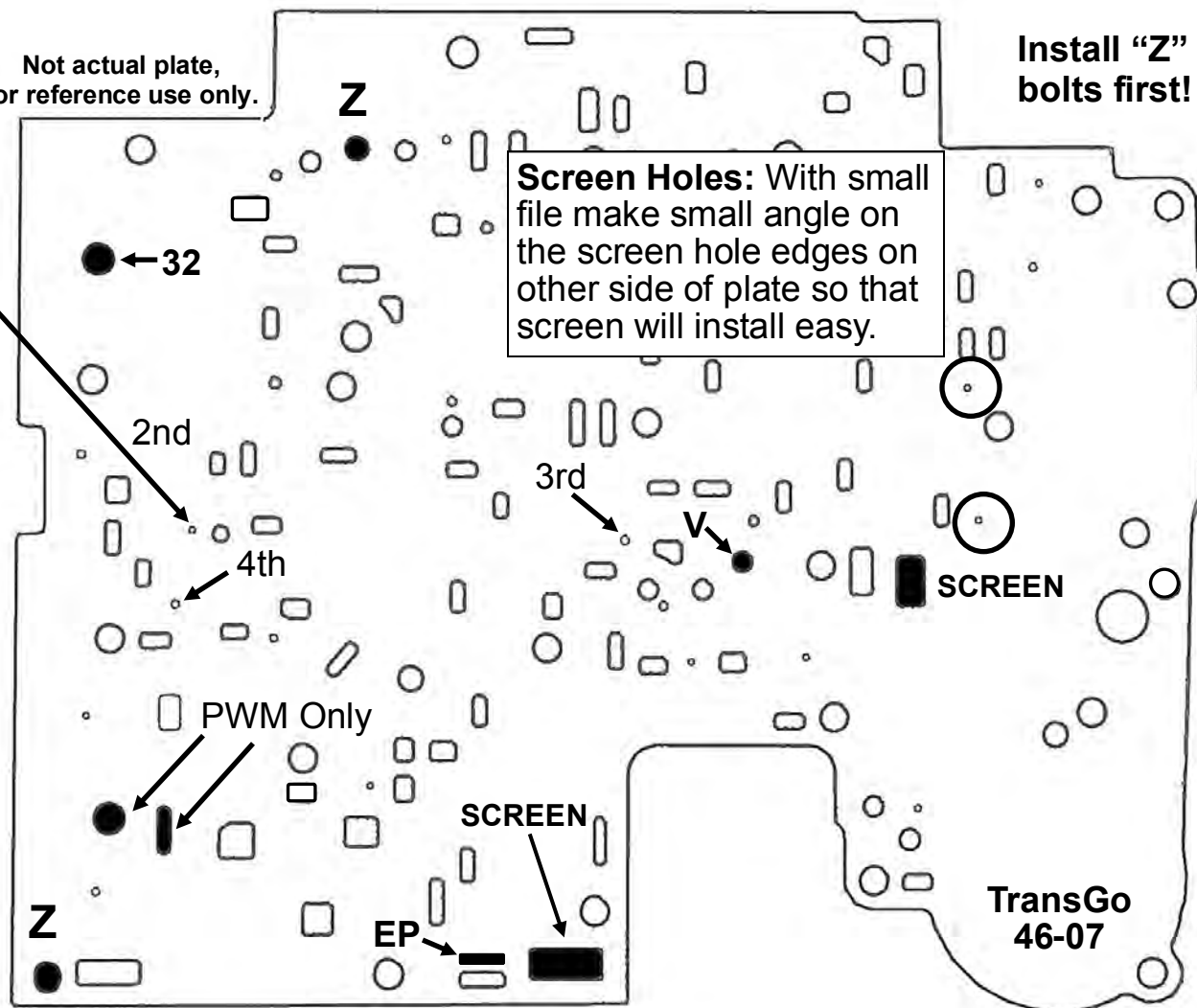


Very nice!

Must use furnished gaskets!

Not actual plate, for reference use only.

Install "Z" bolts first!



2007 & 2008: Must *have* 2nd type 3-2 valve, PWM solenoid and holes EP, V & 32.